

## Remote Access 远程访问操作指南 (ACS)

- 支持设备：

**笔记本电脑、台式电脑、平板电脑、手机**

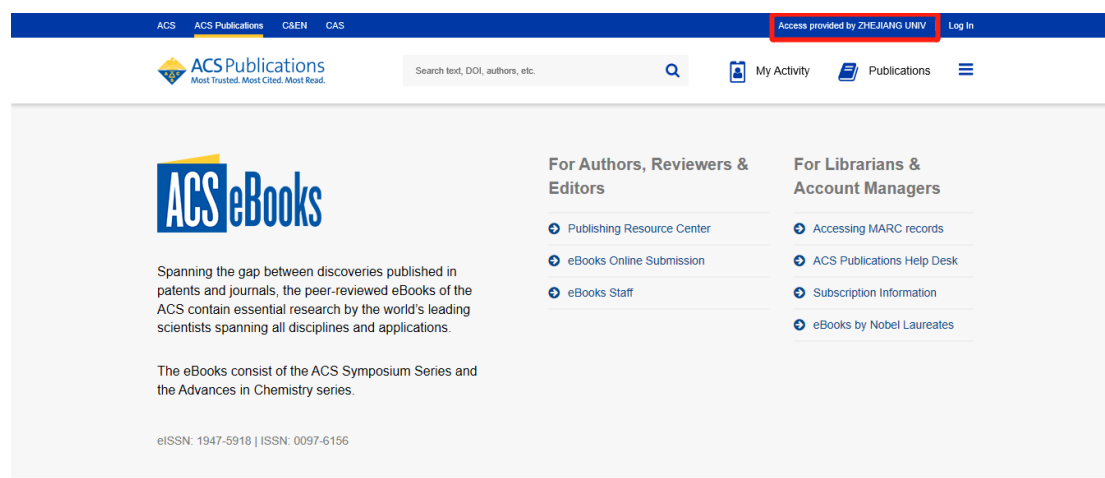
- 远程访问账号有效期：**4 个月**

- 远程访问操作步骤：

1. 在浙江大学校园网 IP 范围内将使用设备连接校内网络；

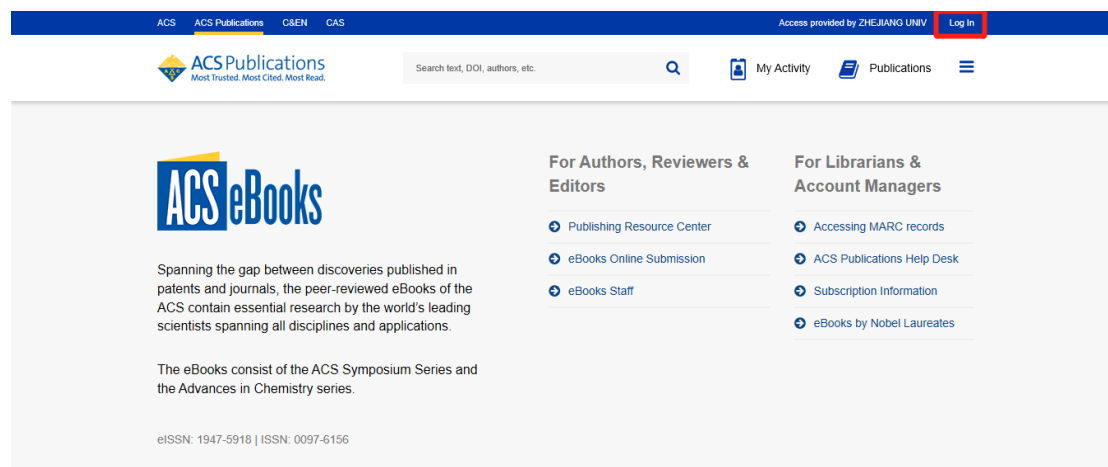
2. 打开 ACS 首页：

<https://pubs.acs.org/page/books/index.html>



3. 点击 ACS 首页右上方的 “Sign In” ，登陆 ACS 个人账号。如无个人账户，请点击左侧的 “Registering is easy” 进入注册页面。填写所有带红色星号的项目后点击 “Create an account” （建议用自己的发文邮箱或单

位工作邮箱注册;完成注册后,该邮箱将收到一封确认邮件,表示注册成功)。



ACS Publications  
Most Trusted. Most Cited. Most Read.

Search text, DOI, authors, etc.

My Activity Publications

Log In

### ACS eBooks

Spanning the gap between discoveries published in patents and journals, the peer-reviewed eBooks of the ACS contain essential research by the world's leading scientists spanning all disciplines and applications.

The eBooks consist of the ACS Symposium Series and the Advances in Chemistry series.

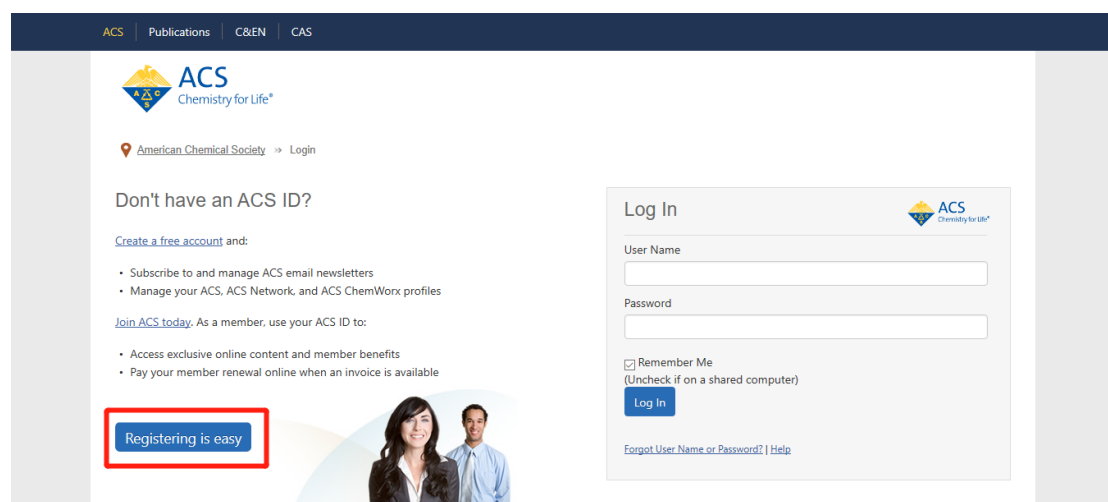
eISSN: 1947-5918 | ISSN: 0097-6156

#### For Authors, Reviewers & Editors

- Publishing Resource Center
- eBooks Online Submission
- eBooks Staff

#### For Librarians & Account Managers

- Accessing MARC records
- ACS Publications Help Desk
- Subscription Information
- eBooks by Nobel Laureates



ACS  
Chemistry for Life®

American Chemical Society → Login

### Don't have an ACS ID?

Create a free account and:

- Subscribe to and manage ACS email newsletters
- Manage your ACS, ACS Network, and ACS ChemWorx profiles

Join ACS today. As a member, use your ACS ID to:

- Access exclusive online content and member benefits
- Pay your member renewal online when an invoice is available

Registering is easy

### Log In

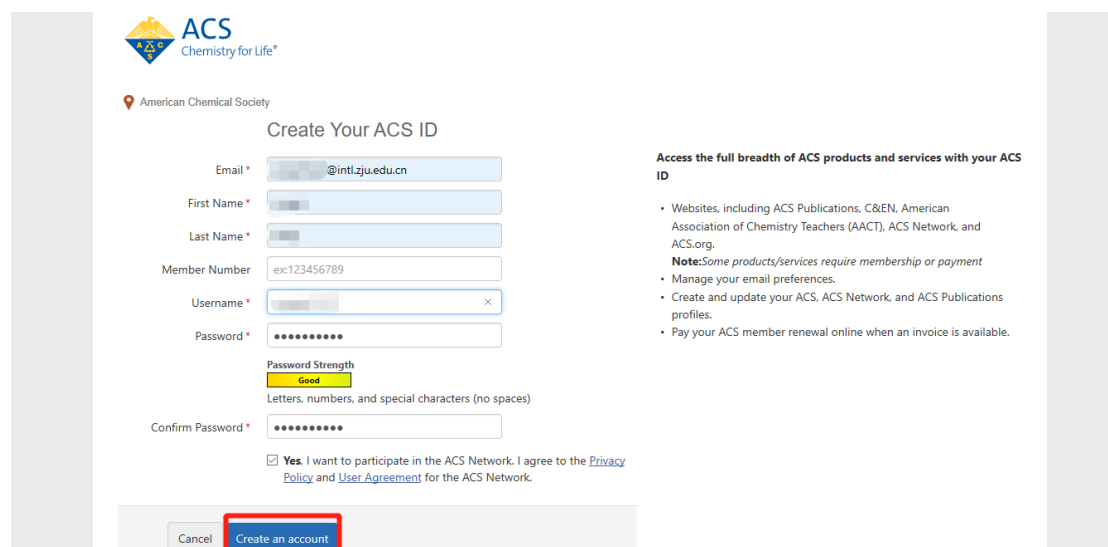
User Name

Password

Remember Me (Uncheck if on a shared computer)

Log In

Forgot User Name or Password? | Help



ACS  
Chemistry for Life®

American Chemical Society

### Create Your ACS ID

Email \* [redacted]@intl.zju.edu.cn

First Name \*

Last Name \*

Member Number [redacted]

Username \*

Password \*

Password Strength  
Good  
Letters, numbers, and special characters (no spaces)

Confirm Password \*

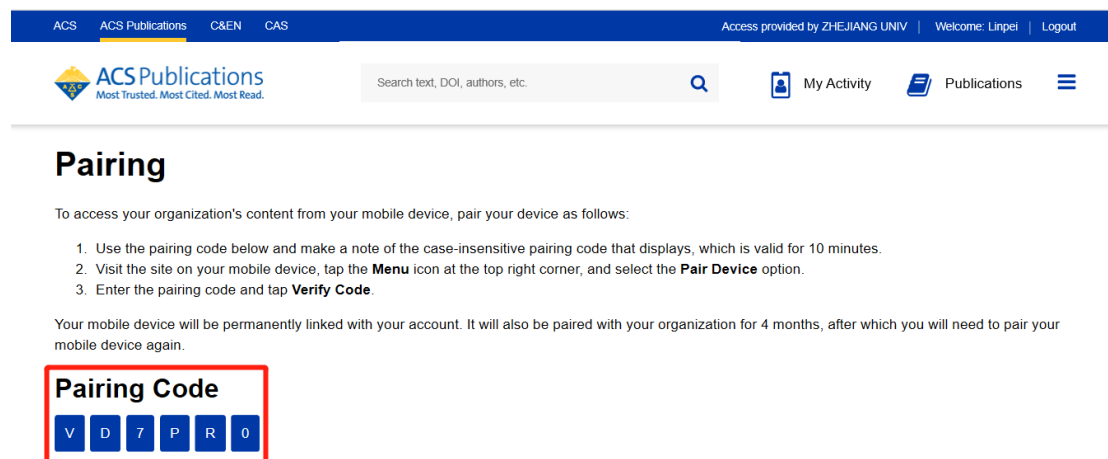
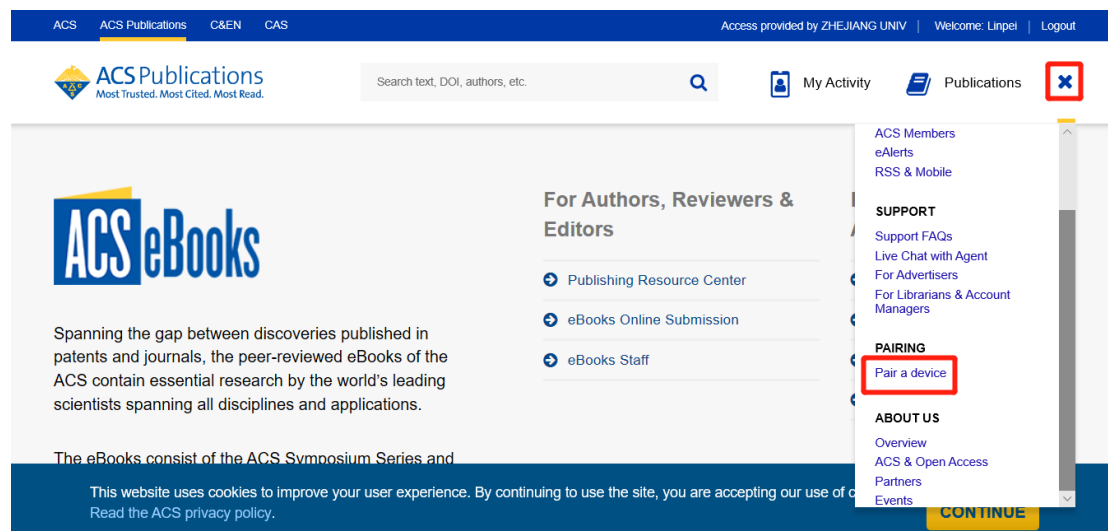
Yes, I want to participate in the ACS Network. I agree to the [Privacy Policy](#) and [User Agreement](#) for the ACS Network.

Cancel Create an account

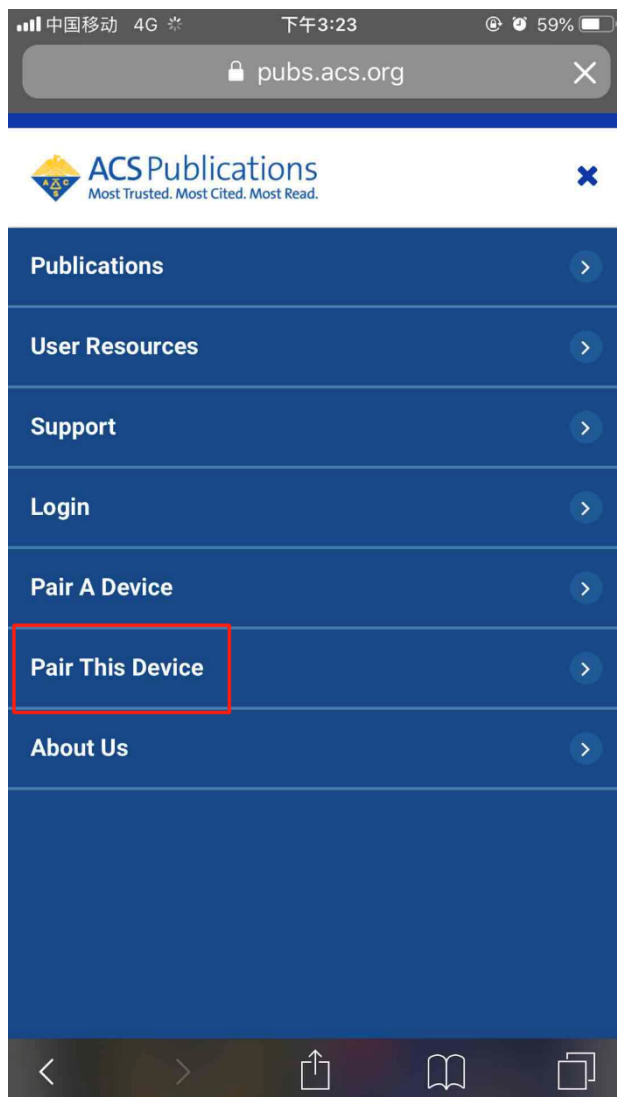
#### Access the full breadth of ACS products and services with your ACS ID

- Websites, including ACS Publications, C&EN, American Association of Chemistry Teachers (AACT), ACS Network, and ACS.org.
- Note:** Some products/services require membership or payment
- Manage your email preferences.
- Create and update your ACS, ACS Network, and ACS Publications profiles.
- Pay your ACS member renewal online when an invoice is available.

#### 4. 点击 ACS Publications 数据库首页右上角菜单栏，点击 “Pair this device” 进入配对页面，找到配对码。



5. 用另一台设备打开 ACS Publications 数据库网站（如果是手机，网页可自动适应，但各板块与新版平台一一对应）。在非浙江大学校园网 IP 范围内、非登陆状态下，点击右上角菜单标识，再点击“Pair This Device”。



## 6. 输入配对码，点击 Verify Code。

中国移动 4G 下午3:24 59% pubs.acs.org

ACS Publications  
Most Trusted. Most Cited. Most Read.

To get a pairing code:

- Using a device with subscription access, open the website menu and select the **Pair a Device** option.
- Follow the instructions on the page, which include logging in with your ACS ID.
- Find the code on that page and enter it below, then select **Verify Code**.

Your device will be linked with your ACS ID. It will also be paired with your organization for 4 months, after which you will need to pair your mobile device again.

VD7PR0

Verify Code Cancel

This website uses cookies to improve your user experience. By continuing to use the site, you are accepting our use of cookies. Read the ACS privacy policy.

CONTINUE

\* 每个验证码的有效时间只有 30 分钟。

7. 完成匹配后，另一台设备就能带出校外使用了。全文访问权将在四个月后失效，届时请重复以上步骤。