

How to Access Databases through CARSI (Emerald)

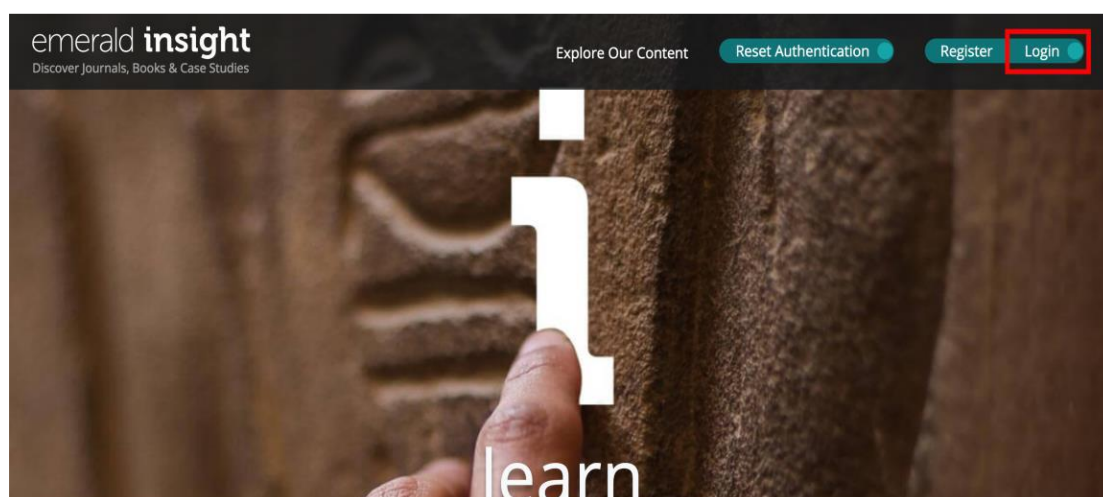
Access Method 1:

Click [here](#). Login with your INTL ID to access the database.

Access Method 2:

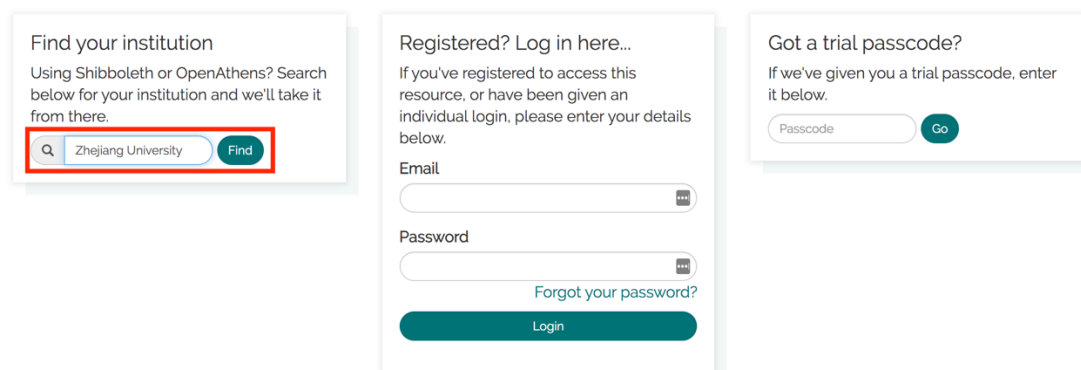
Use any web browser to access the URL: "<https://www.emerald.com/>".

1、 Click "Login" on the upper right of the page.



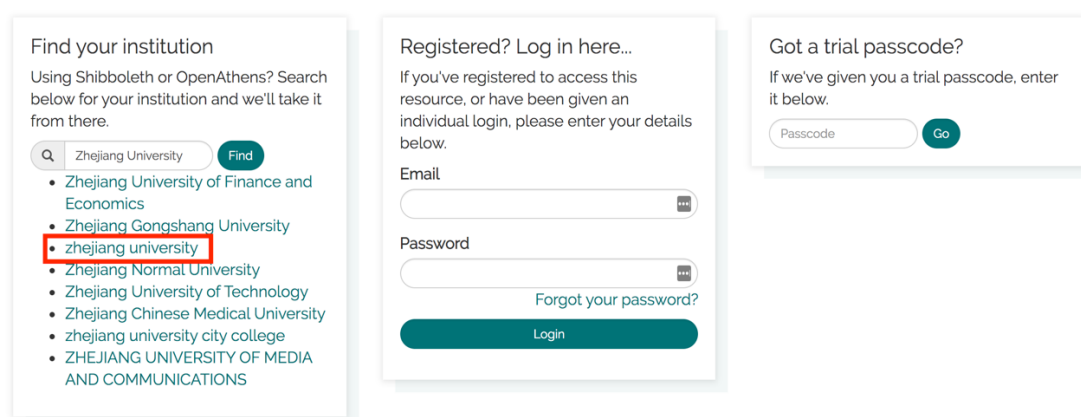
2、 Enter "Zhejiang University", then click "Find".

emerald insight



3、 Click “Zhejiang University” .

emerald insight



4、 Information about Zhejiang University would appear on the right side of the screen. Click “Login”.

emerald insight

Find your institution
Using Shibboleth or OpenAthens? Search below for your institution and we'll take it from there.

Find

You chose zhejiang university, but you can search for a different institution if you made a mistake.

Registered? Log in here...
If you've registered to access this resource, or have been given an individual login, please enter your details below.

Email

Password

Forgot your password?

Login

浙江大学(Zhejiang University)
zju.edu.cn Login

Got a trial passcode?
If we've given you a trial passcode, enter it below.

Passcode Go

5、 Login with your INTL ID to access the database.

浙江大学统一身份认证
UNIFIED IDENTITY AUTHENTICATION

浙大通行证

职工号/学号/手机号码/邮箱/别名 点击激活用户

忘记密码?

登录 记住我

国际校区师生登录 第三方账号登录

INTL ID

INTERNATIONAL CAMPUS
ZHEJIANG UNIVERSITY
浙江大学国际联合学院

使用你的组织帐户登录

someone@example.com

密码

登录

Please login with your INTL ID, if you have problems logging in, email its.intl@zju.edu.cn or call 0571-87572669.

© 2016 Microsoft

6、 Enter Emerald.

